

CV™ SERIES TRUCK

PRODUCT BROCHURE



INTERNATIONAL

# BUILT TO ELEVATE YOUR BUSINESS.

THE INTERNATIONAL® CV™ SERIES TRUCK

FROM START-UP TO SCALE-UP



The International® CV™ Series truck was engineered for those who are ready to take the next step with their business, reach for the next rung, expand their capabilities and take on new challenges. It's also supported by the largest commercial dealer network in the industry, including more dedicated truck bays and diesel technicians than anyone else. And best of all, the CV Series can be tailored to your business needs, thanks to an upfitter-friendly straight frame and a wide range of wheelbase options.

The CV Series: it's ready when you are.

# BRING MORE TO THE TABLE.



## **SERVICE BODY**

Thanks to a straight frame and an available clean Cab-to-Axle (CA) package, the CV Series is ready to be upfitted.

## **UTILITY BUCKET LIFT**

Need a bucket truck? Between our expert dealers, reliable TEMs and the International Truck Specialty Centers, the CV Series is designed to be easily modified—no matter how complicated the application.

## **DUMP**

The CV Series offers a GVWR of up to 23,500 lbs. to accommodate extra tools, equipment and payload requirements of the most demanding applications.



# AT THE HEART OF IT ALL.


When you build commercial vehicles for as long as we have, you learn a thing or two about what businesses need. That's why the CV Series has straight frame rails and is available with a clean Cab-to-Axle (CA) package.

The CV Series is ready to accept nearly any body—from a contractor's dump to a flatbed—usually without any special modifications or reinforcements.

SERVICE



UTILITY



DUMP



AMBULANCE



PLOW



TOW



ROLL-BACK



REFRIGERATOR/DRY VAN



## COMMERCIAL GRADE FROM THE WHEELS TO THE CLEARANCE LIGHTS

- Segment-only gear-driven transfer case provides extra strength (no chains to stretch)
- Painted chassis for enhanced longevity and corrosion resistance
- Single high-strength, low-alloy steel (50,000 PSI yield strength) frame rail is ready for easy upfitting
- GVWR up to 23,500 lbs.
- Optional air ride suspension with engine-mounted compressor can be used to adjust height and provide a smooth ride for cargo and crew
- Commercial-grade Hydromax braking system
- 4-inch bumper extension is available to help provide enhanced protection for the grille and radiator



# COMMERCIAL- GRADE DESIGN, PRODUCTION AND POSSIBILITIES.

It's important to note that the CV Series is not consumer grade. It's not designed for average Joes. It's not built in a factory that makes pickup trucks. This is a commercial-grade vehicle built for commercial-grade needs. International engineers had one mission: to create one of the toughest, most capable, most upfit-friendly trucks at the jobsite. This means a heavy-duty, gear-driven transfer case; a single, high-strength frame rail; an available air ride suspension; easy-to-reach maintenance points and a long list of commercial-grade details.

Toolless headlight bulb replacement



The Forward-tilting hood provides easy access to the engine and routine service points




Standard, self-cleaning, high-grip steps are ideally placed so drivers and passengers can enter and exit the cab with ease



The diesel exhaust fluid (DEF) tank fill point is located near the passenger side door to help avoid mixing the wrong fluids and allows the tank to be filled without opening the hood






The Trailer Brake Controller helps drivers maintain control while towing.



Integrated hood safety latch helps prevent the hood from blowing down on windy days.



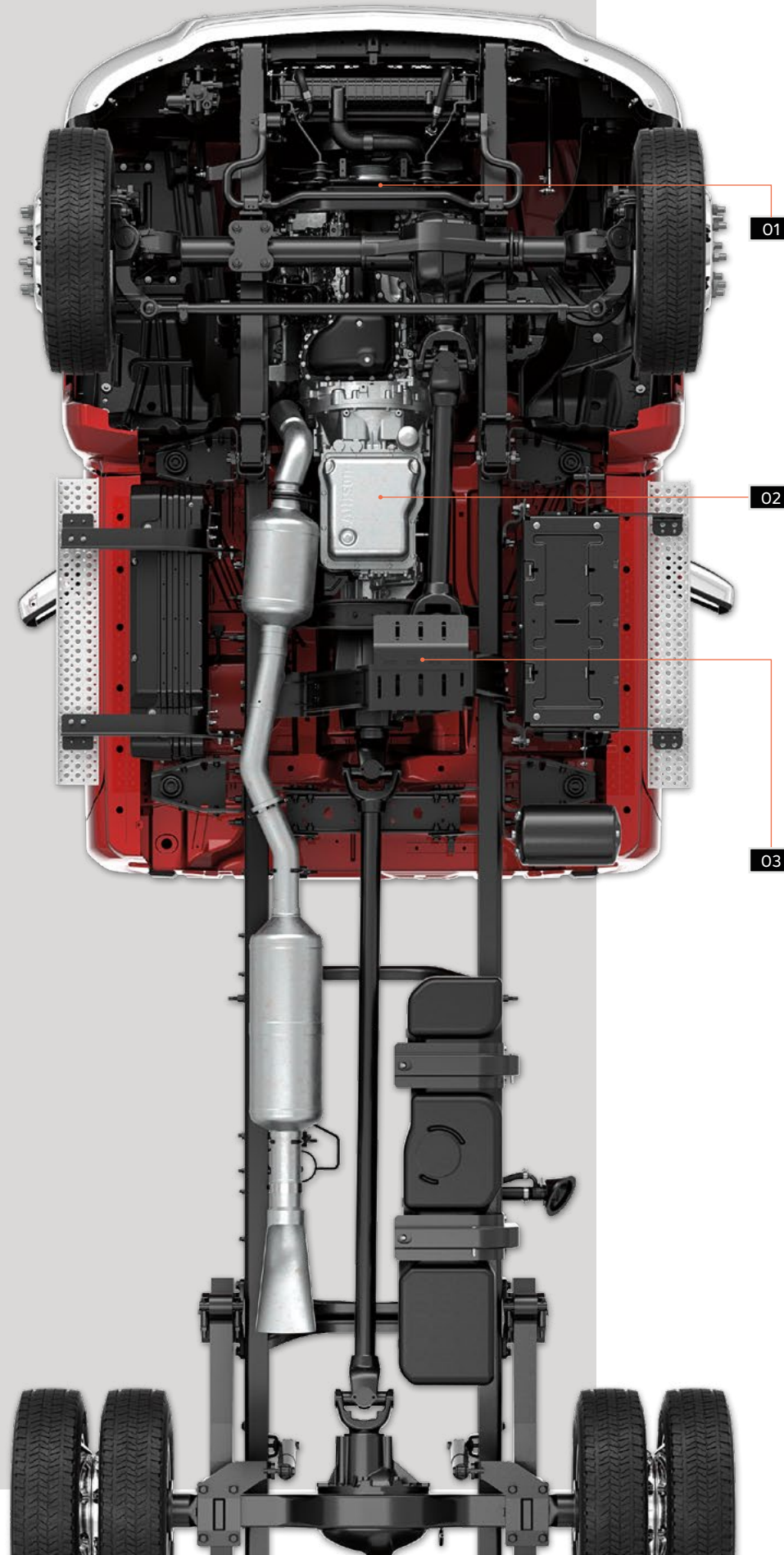
The folding side mirrors can include LED turn indicators plus rear-facing LED lights to illuminate cargo and equipment.

## A COMMITMENT TO SAFETY.

The durability testing of the CV Series was also commercial grade—way beyond what is done for pickup trucks. From the heights of the Rocky Mountains to the heat of the Arizona desert and the bitter cold of Alaska, the CV Series powered through it all thanks to commercial-only features like a forward-tilting hood for better access to routine service points, a 50-degree wheel cut for maneuverability and an impressive Hydromax braking system for superior stopping ability.

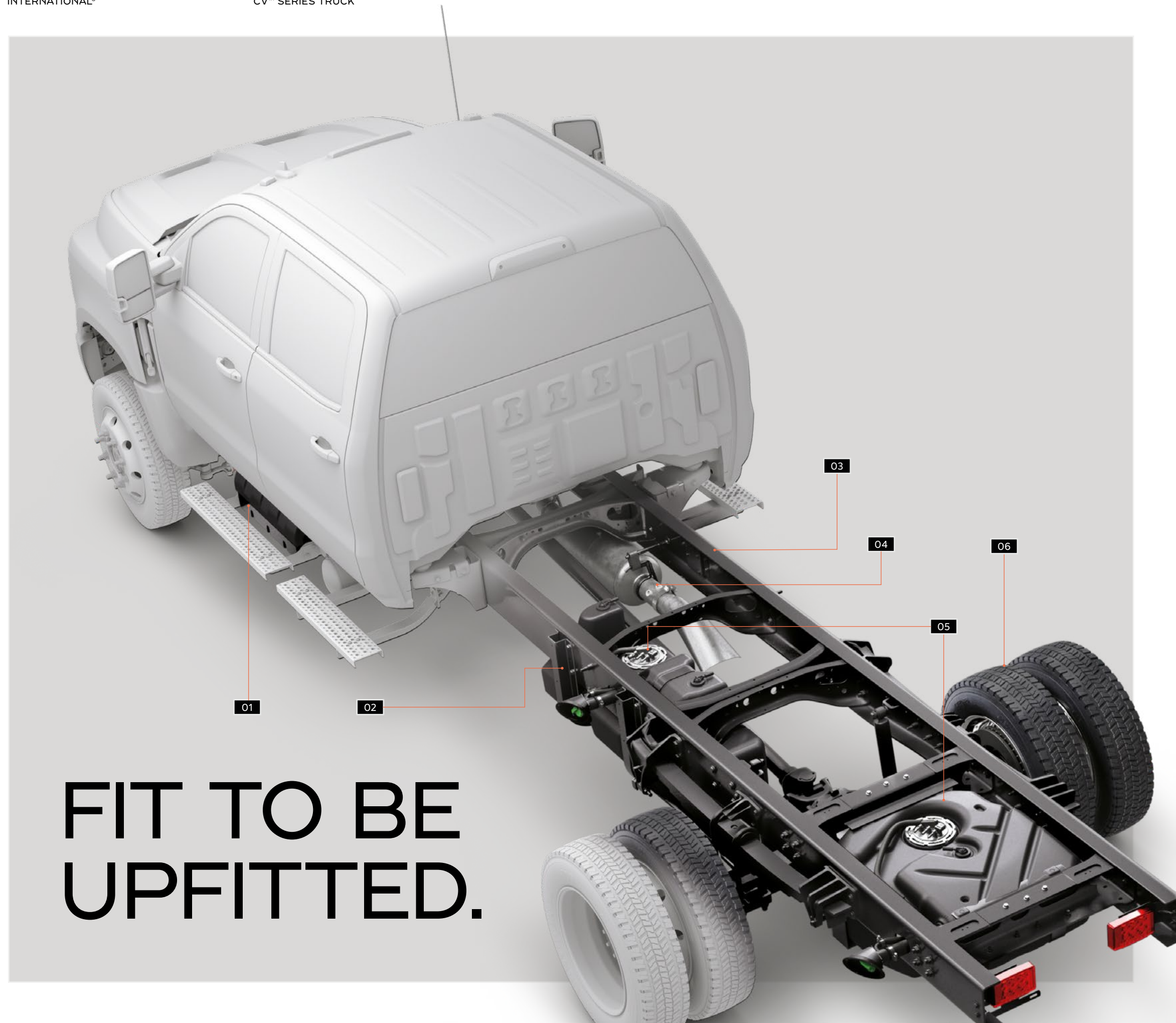
The CV Series was durability tested in New Carlisle, Indiana, and built in Springfield, Ohio, on the same line as some of the most powerful trucks on the road, including the International® MV™ Series and HV™ Series.

# NEXT-LEVEL CAPABILITY.



The CV Series is powered by one of the most rugged, trusted and thoroughly tested engine/transmission combinations in the industry. During the CV Series validation process, this powertrain proved itself over and over — from the brutal cold of Alaska to the punishing heat of Arizona and the extreme altitude of the Colorado Rockies. Over one million examples of this legendary duo are currently on the road making deliveries, hauling gear and getting the job done.

01	International® 6.6 Engine	<p>With 750 ft-lb of torque on tap, the CV Series has the muscle to pull, haul and carry the heaviest of loads.</p> <ul style="list-style-type: none"> <li>• 350 HP, 750 ft-lb of torque</li> <li>• Optional engine-mounted air compressor</li> <li>• Diesel exhaust brake</li> <li>• Optional Remote Start with Key Fob — includes anti-theft deterrent system</li> <li>• Optional 120V/800-watt block heater</li> </ul>
02	6-Speed Allison Transmission	<p>As the largest manufacturer of medium- and heavy-duty fully automatic transmissions, Allison has a long and proven history in commercial trucks. It's a transmission you can trust to help you take care of business.</p> <ul style="list-style-type: none"> <li>• Legendary reliability and strength</li> <li>• Available PTO (Power Take Off) capability to run auxiliary equipment</li> <li>• 1000/2000 series</li> <li>• Available vocation codes include: Highway Series (HS), Rugged Duty Series (RDS), Emergency Vehicle Series (EVS), Motorhome Series (MH)</li> </ul>
03	Confident 4x4 Capability	<p>For demanding applications that require access to challenging jobsites.</p> <ul style="list-style-type: none"> <li>• Meritor gear-driven transfer case — more durable than most chain-driven designs</li> <li>• Heavy-duty 7,500-lb. front drive axle</li> </ul>



# FIT TO BE UPFITTED.

When customers choose an International truck, they know the upfit process will be simple and straightforward. The CV Series is no exception. Customers can spec the CV Series exactly to their liking—whether it's different fuel tank options, wheelbase options or even different exhaust locations. Whatever the customer needs, the CV Series can accommodate.

#### International Truck Specialty Centers

Depending on the application, some post-production modifications are more complicated than others. In cases like these, there's no better place to go than an International Truck Specialty Center. Fully owned and operated by International, our experts provide quick, efficient and cost-effective custom engineering solutions. The CV Series is the only truck that can take advantage of this level of customization within the segment and depending on what you need, it may prove invaluable.

- Modifications covered under manufacturer's warranty
- Process supervised by International engineers to ensure factory production-level quality
- Expertise to identify and resolve issues quickly


#### SIMPLICITY EQUALS FLEXIBILITY

- |    |  |
|----|--|
| 01 | Dual battery box is located under the cab. An optional third battery is available and mounted temporarily for final installation during upfitting  |
| 02 | Huck® Bolt chassis fasteners provide consistently superior clamping force without re-torquing and won't come loose even in extreme environments  |
| 03 | Straight frame rails with no rivets on top flange with an available clean CA for easy body mounting  |
| 04 | Optional exhaust outlets available to suit vocation and body   |
| 05 | Fuel tank options: <ul style="list-style-type: none"> <li>• Available 40-gallon after frame fuel tank (behind rear axle)</li> <li>• 25-gallon saddle tank</li> <li>• Available dual tanks (25 and 40 gallons, respectively)</li> </ul> |
| 06 | Multiple wheelbase options to suit almost any application (7 for day regular and 3 for crew)   |



## SMOOTH OPERATOR.

The CV Series offers an air ride rear suspension to provide both a smooth ride to people, with an air or Liquidspring® optional suspension and height flexibility. In many cases, delicate cargo — from produce to appliances — requires a smooth ride during transportation to help prevent costly cargo damage. Carriers of these products have long relied on air suspensions to ensure an unscathed delivery.



Emergency vehicles require a gentle ride to keep patients calm and comfortable. The CV Series offers an available air ride rear suspension or optional Liquidspring® suspension that can keep things smooth and steady, plus the ability to adjust the ride height for easy loading and unloading of stretchers.

The image shows the driver's perspective from the interior of an International CV Series truck. The dashboard is dark grey with a large central touchscreen displaying a climate control interface with icons for AC, radio, and navigation. Below the screen are physical buttons for radio and media. The steering wheel is black with silver accents and the International logo. The instrument cluster features several analog gauges and a digital display showing speed and fuel. The center console has two cup holders. The overall design is functional and rugged.

COMFORT ZONE

MEETS WORK ZONE.

**DriverFirst™ Interior**

The CV Series is built to handle whatever the jobsite throws at it. Supportive, high-wear cloth seats keep your crew comfortable. Inlaid, triple seal doors reduce outside road noise. All controls are designed to be easy to operate while wearing gloves and plenty of storage options help keep you organized, including an available center console with hanging file folder capability. Smart, quiet and strong, the CV Series is the ultimate workplace solution.



## ROOM FOR GROWTH.

Driver comfort is critical to get the job done smoothly and efficiently. Seats should be supportive and comfortable for long stretches of time and all controls must be placed in a way that is logical and intuitive.

We call this our DriverFirst philosophy.

The CV Series provides drivers and passengers with automotive-like comfort, premium interior finishes and outstanding ergonomics. Multiple infotainment options are available, including an 8-inch color touch screen with navigation and, for the first time in an International® truck, Apple CarPlay and Android Auto are available.



01



02




03



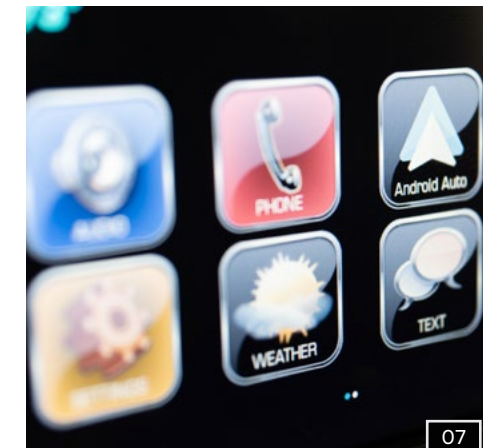
04



05




06



07

### A FIELD OFFICE WITH PERKS

- 01 The CV Series offers comfortable, three-across seating.
- 02 The center seat back can be lowered and used as an armrest and beverage holder.
- 03 Additional storage is located below the center cushion.
- 04 The Trailer Brake Controller helps drivers maintain control while towing.
- 05 All controls are within easy reach and can be operated while wearing gloves.
- 06 The key fob includes optional remote start to help preheat the engine and cabin on cold days.
- 07 The CV Series is the first International truck to offer Apple CarPlay and Android Auto.
- 08 Drivers can expect automotive-like levels of comfort, including an available leather-wrapped steering wheel with fingertip controls.



08

# CONFIGURED TO MAKE THINGS EASIER, SAFER AND COMFORTABLE.

## Opportunity is at your fingertips

The CV Series is ready to go with built-in switch packs to control various application functions. One to four auxiliary switches are available for your specific needs depending on the trim level. Whether you need to control a dump or a roll-back, a switch is ready when you are.

- Auto-dimming rearview mirror is available
- Wide load side mirrors with manual folding/extending are standard. Powered/heated side mirrors with integrated turn signal are available
- Floor-mounted center console available with movable cup holders, cell phone storage, 12-volt charger, 2 USB ports and hanging file folder capability (Crew cab only)
- 6-pack of auxiliary switches available in the headliner



# CAB FEATURES



## CLASSIC

Interior Trim	Soft Touch Vinyl or Cloth
Interior Color	Dark Ash or Jet Black
Available Driver Seats	High-back Split Bench with Headrest, Recline, Fixed Lumbar, Vinyl High-back Split Bench with Headrest, Recline, Manual Lumbar, Cloth 10-Way Power High-back Split Bench with Headrest and Manual Lumbar
Available Passenger Seats	Two-man, High Back with Headrest in Outboard Position, Center Fold-Down Armrest with Storage, Recline, Vinyl or Cloth, includes 2 USB Ports and a 110 Volt Outlet Two-man, High Back with Headrest in Outboard Positions and Recline, Center Fold-Down Armrest with Storage and Underseat Storage, Cloth Includes 2 USB Ports and a 110 Volt Outlet High Back with Headrest and Recline, Without Center Section, Vinyl or Cloth
Rear Bench Seat (Crew Cab Only)	Rear Bench Vinyl or Cloth Omit Rear Bench Seat
Gauge Cluster	3.5" Monochromatic Display with Personalization, Speedometer, Odometer, Warning Messages and Vehicle Information
Air Bag	Driver and Passenger Front Airbags Standard Curtain and Seat Airbags Standard
Seat Belt Color	Black Available Orange Available Red
Steering Wheel	4-Spoke, 15" Black
Steering Column	Tilt Steering Column
Center Console	Only Available with Crew Cab, Diamond and Bucket Seats, or Power Driver and Passenger Seats
End of Frame Auxiliary Work Light Provisions and Toggle Switch	Lighted on Instrument Panel and Wiring Effects for Customer-Furnished End of Frame Light
Roof-Mounted Auxiliary Work Light Provisions and Toggle Switch	Lighted in Overhead Console and Wiring Effects for Customer-Furnished Roof-Mounted Light
Auxiliary Switches	1 to 4 Latching Switches with 30-Amp Fuses
Horn	Single, Disc Style Dual, Disc Style
HVAC	Single Zone Heater and Air Conditioning
Defroster, Electric Rear Window	Available
Power Windows	Optional with Regular Cab, Classic Trim; Required with Crew Cab and Base Trim
AM/FM Stereo and Infotainment	4.2" Color Touch Panel <ul style="list-style-type: none"> <li>• 4 Speaker System</li> <li>• USB, AUX, SD</li> </ul> 7" Color Touch Panel <ul style="list-style-type: none"> <li>• 6 Speaker System</li> <li>• Bluetooth, Seek/Scan, Satellite</li> </ul>
Compact Disc Player	Available
Interior Sun Visor	Vinyl
Rearview Mirror	Tilt Mirror
Rearview Camera	Available
Power Inverter 12V DC to 110V AC	Available
Remote Start	Not Available

## DIAMOND

Interior Trim	Cloth
Interior Color	Dark Ash or Jet Black
Available Driver Seats	10-Way Power High-back Split Bench with Headrest and Manual Lumbar 10-Way Power Bucket (Crew Cab Only), Non-Suspension High Back with Headrest and Power Lumbar
Available Passenger Seats	Two-man, High Back with Headrest in Outboard Positions and Recline, Center Fold-Down Armrest with Storage and Underseat Storage, Cloth, Includes 2 USB Ports and a 110 Volt Outlet Non-Suspension, High Back with Adjustable Headrest, 6-way Power Adjustable, Power Lumbar, Cloth (Crew Cab Only)
Rear Bench Seat (Crew Cab Only)	Rear Bench Cloth Omit Rear Bench Seat
Gauge Cluster	4.2" Color Display with Personalization, Speedometer, Odometer, Warning Messages and Vehicle Information
Air Bag	Driver and Passenger Front Airbags Standard
Seat Belt Color	Black Available Orange Available Red
Steering Wheel	4-Spoke, 15" Leather Wrapped
Steering Column	Tilt Steering Column
Center Console	Only Available with Crew Cab, Diamond and Bucket Seats, or Power Driver and Passenger Seats
End of Frame Auxiliary Work Light Provisions and Toggle Switch	Lighted on Instrument Panel and Wiring Effects for Customer-Furnished End of Frame Light
Roof-Mounted Auxiliary Work Light Provisions and Toggle Switch	Lighted in Overhead Console and Wiring Effects for Customer-Furnished Roof-Mounted Light
Auxiliary Switches	1 to 4 Latching Switches with 30-Amp Fuses
Horn	Single, Trumpet Style Dual, Trumpet Style
HVAC	Single Zone Heater and Air Conditioning
Defroster, Electric Rear Window	Available
Power Windows	Standard
AM/FM Stereo and Infotainment	4.27" and 8" Color Touch Panel <ul style="list-style-type: none"> <li>• 6 Speaker System</li> <li>• USB, AUX, SD, Bluetooth, Seek/Scan, Satellite, Voice Activation, Navigation</li> </ul>
Compact Disc Player	Required, Includes MP3
Interior Sun Visor	Vinyl with Illuminated Mirror for Driver and Passenger Sides
Rearview Mirror	Light-Sensitive Tilt Mirror
Rearview Camera	Available
Power Inverter 12V DC to 110V AC	Required
Remote Start	Available Remote Start Key Fob Includes Theft Deterrent System



# SPECIFICATIONS

<p><b>GVWR</b> 4x2: 15,000 – 23,500 lbs. 4x4: 15,500 – 23,000 lbs.</p>	<p><b>Grille</b> Molded Dark Gray Chrome with Chrome Headlight Bezels</p>	<p><b>Cab Access Steps</b> One Painted Step per Door - Standard Available Bright Aluminum Steps</p>
<p><b>GCWR</b> Maximum 37,000 lbs.</p>	<p><b>Grille Bug Screen</b> Available Bug Screen Mounted Behind Grille</p>	<p><b>Cab Mirrors</b> (2) Wide Load, Manual Folding and Extending, Black Head, Mounting Bracket and Arm (2) Wide Load, Manual Folding and Extending, Black Head, Mounting Bracket and Arms, Heated Head, Turn Signal Indicator Located in Mirror, Power Operated (2) Wide Load, Manual Folding and Extending, Bright Head, Black Mounting Bracket and Arms, Heated Head, Turn Signal Indicator Located in Mirror, Power Operated</p>
<p><b>Models/BBC/BA</b> CV515: 115" BBC, 34" BA</p>	<p><b>Grille Ember Screen</b> Available Mounted Behind Grille to Keep Hot Embers Out of Engine and HVAC Air Intake System</p>	<p><b>Cab Glass</b> All Windows Solar Absorbing Tint Deep Tinted, Rear Glass Only on Standard Cab, Rear Doors and Rear Glass on Crew Cab</p>
<p><b>Cab Configurations</b> Regular Cab Crew Cab</p>	<p><b>Radiator Stone Guard</b> Available, Mounted to Front Bumper</p>	<p><b>Cab Glass</b> All Windows Solar Absorbing Tint Deep Tinted, Rear Glass Only on Standard Cab, Rear Doors and Rear Glass on Crew Cab</p>
<p><b>Frame</b> High-Strength, Low-Alloy Steel 50,000 PSI</p>	<p><b>Bumper</b> Full Width, Aerodynamic, Steel, Painted Gray Full Width, Aerodynamic, Steel, Chrome Plated Full Width, Aerodynamic, Steel, Painted Black</p>	<p><b>Cab Glass</b> All Windows Solar Absorbing Tint Deep Tinted, Rear Glass Only on Standard Cab, Rear Doors and Rear Glass on Crew Cab</p>
<p><b>Front End</b> Tilting Fiberglass Hood with 3-Piece Construction</p>	<p><b>Tow Hooks</b> Available (2) Frame Mounted Tow Hooks</p>	<p><b>Cab Glass</b> All Windows Solar Absorbing Tint Deep Tinted, Rear Glass Only on Standard Cab, Rear Doors and Rear Glass on Crew Cab</p>
<p><b>Fender Extensions</b> Molded in black Painted</p>	<p><b>Bumper Extension</b> Available 4" Front Bumper Extension</p>	<p><b>Cab Glass</b> All Windows Solar Absorbing Tint Deep Tinted, Rear Glass Only on Standard Cab, Rear Doors and Rear Glass on Crew Cab</p>

## CAB CONFIGURATIONS



CV Series Crew Cab



CV Series Regular Cab

<p><b>Wheelbase Options</b> <b>Regular Cab</b></p> <ul style="list-style-type: none"> <li>• 165" (84" CA)</li> <li>• 189" (108" CA)</li> <li>• 201" (120" CA)</li> <li>• 219" (138" CA)</li> <li>• 231" (150" CA)</li> <li>• 243" (162" CA)</li> </ul> <p><b>Crew Cab</b></p> <ul style="list-style-type: none"> <li>• 175" (60" CA)</li> <li>• 199" (84" CA)</li> <li>• 235" (120" CA)</li> </ul>	<p><b>Front Suspension</b> <b>4x2</b></p> <ul style="list-style-type: none"> <li>• Taper Leaf Shackle Type 6,250 lbs. with Shock Absorbers</li> <li>• Taper Leaf Shackle Type 7,000 lbs. with Shock Absorbers</li> <li>• Parabolic Taper Leaf 8,000 lbs. with Shock Absorbers</li> </ul> <p><b>4x4</b> Parabolic Taper Leaf 7,500 lbs. with Shock Absorbers</p>	<p><b>Rear Suspension</b> Spring, Vari-Rate: 11,000 – 15,500 lbs. Air, International® Ride Optimized Suspension (IROS): 12,000 – 15,500 lbs. (4x2 only)</p>
<p><b>Axle Configurations</b> 4x2, 4x4</p>	<p><b>Front Stabilizer Bar</b> Available Front Stabilizer Bar</p>	<p><b>Air Suspension Control Valve</b> Available Pressure Release Control in Cab</p>
<p><b>Front Axle</b> <b>4x2</b></p> <ul style="list-style-type: none"> <li>• Dana Spicer 6,000 lbs.</li> <li>• Dana Spicer 7,000 lbs.</li> <li>• Dana Spicer 8,000 lbs.</li> </ul> <p><b>4x4</b> Dana Spicer 7,500 lbs. with Manual Locking Hubs</p>	<p><b>Rear Axle Ratio</b> 4x2: 4.10, 4.30, 4.56, 4.88, 3.73 4x4: 4.30</p>	<p><b>Rear Brakes</b> Hydraulic Disc, Quadraulic Four 64mm Diameter Pistons</p>
<p><b>Front Brakes</b> Hydraulic Disc, Quadraulic Four 64mm Diameter Pistons</p>	<p><b>Rear Axle</b> Dana Spicer S14-110 Single Reduction, 10,000 lbs. Dana Spicer S14-110 Single Reduction, 11,000 lbs. Dana Spicer S14-110 Single Reduction, 13,500 lbs. Dana Spicer S16-130 Single Reduction, 15,000 lbs. Dana Spicer S16-130 Single Reduction, 15,500 lbs.</p>	

# SPECIFICATIONS CONTINUED



## Differential Lock

Available Dana Spicer Truetrac Torque Proportioning Limited Slip Differential

## Electrical

### Batteries

- (2) Batteries: 1100 – 1300 CCA
- (3) Batteries: 2250 CCA\*

### Alternator

- Denso: 150 – 220 amps
- Optional Dual Alternators

### Jump Start Stud

- Available Remote Mounted

### Headlights

- Halogen Composite Aero with Chrome Trim Bezel
- Halogen Composite Aero with Black Trim Bezel

### Fog Lights

- Available (2) Clear Lens, Halogen, Rectangular

### Body Builder Wiring

- Rear of Frame; Includes One Sealed Connector for Separate Ground/Backup/Left and Right Hand Turn, Left and Right Hand Tail/Stop/Accessory Power and Combined for Left and Right Hand Stop/Turn
- Back of Cab at Left Frame; Includes One Sealed Connector for Separate Ground/Backup/Left and Right Hand Turn, Left and Right Hand Tail/Stop/Accessory Power and Combined for Left and Right Hand Stop/Turn

## Battery Box

Steel with Plastic Cover, 2 Batteries Parallel to Rail, 28" Wide, Mounted Left Side Under Cab

## Brake System

Hydromax with Traction Control and Four Channel ABS

## Trailer Brake Control

Available Integrated Trailer Brake Control

## Trailer Connection Socket

Available Mounted at Rear of Frame, Wired for Turn Signals Combined with Stop, Compatible with Trailers That Use Combined Stop, Tail, Turn Lamps

## Steering

Bosch: S2 8014 Plus

## Fuel Tanks

- Single, Rectangular 25 Gallon, Mounted Between Rails Forward of Rear Axle
- Single, Rectangular 40 Gallon, Mounted Between Rails Behind Rear Axle
- Dual, Rectangular 25/40 Gallon, 65 Total Gallons

## Diesel Exhaust Fluid Tank

6.75 Gallon, Frame Mounted Outside Right Rail, Under Cab

## Engine

International® 6.6 V8 Turbocharged Diesel Engine  
350 hp @ 2500 RPM  
750 lb.-ft. Torque @1600 RPM  
2900 RPM Governed Speed

## Engine Exhaust Brake

Available Engine Exhaust Brake

## Exhaust System

Horizontal, Frame Mounted, Right Side Under Cab Tailpipe

- WB greater than 141": Straight tailpipe, exits right or available left side ahead of rear axle
- 141" WB: Over rear axle, exits behind rear axle

## Hand Throttle

Available Engine Speed Control for PTO

## Fan Drive

Viscous Screw On Type, Rear Tether, Electronically Controlled

## Engine Block Heater

Available 120 Volt 800 Watt

## Heater Hoses

Available Silicone Heater Hose

## Keyless Entry System Remote

Available with Panic Alarm and Horn Beep Lock Confirmation, Includes Two Key Fob Transmitters

## Transmission

Allison 6-speed: 1700, 1750, 2700, 2750 Series

- Available Vocational Codes: HS, RDS, EVS, MH
- With or Without PTO Provision
- Includes Park Pawl
- With Double Overdrive

## PTO

Available Transmission-mounted, Right Side (Required PTO-Equipped Transmission)

## Transfer Case (4x4)

Meritor: 3203, 2-speed, Gear Drive with Electric Shifting Controls, with Optional Skid Plate

## Transfer Case Skid Plate

Frame-mounted Protective Plate (Available with Off-Road Package)

## Wheels

- Powder Coat Steel, Accuride 50180 Disc, 19.5x6.75 Rims, 4-Hand Hole, 8-Stud, 275mm BC, Hub-Piloted, Flanged Nut, with Steel Hubs
- Polished Aluminum, Accuride 29695 DISC, 19.5x6.75 Rims, 8-Stud, 275mm BC, Hub-Piloted, Flanged Nut, with Steel Hubs

## Tires

Hankook  
Continental\*\*  
Goodyear

## Warranty

Base Chassis Warranty: 3/36K  
Base Engine Warranty: 5/100K  
Transmission Warranty: 5/Unlimited

\*Delivered with batteries temporarily mounted back of cab  
\*\*Continental available for higher 23,000 and 23,500 lbs. GVWR applications



We understand making money means keeping your vehicles on the road.

That's why uptime is so important to us. Dependable equipment spec'd for your needs or requirements is just the beginning. We also focus on fuel economy, preventive maintenance, optimized service intervals and more to make sure the low cost of ownership of our vehicles helps keep you in the black.

**Maximum Uptime Repair Before Failure**

Prognostics that move unplanned repairs to planned optimize maintenance using vehicle performance and predictive data.

**Predictive Parts Stocking**

Dealer parts inventory management uses AI and telematics data to predict stocking needs. This ensures the best parts are on dealer shelves to support customers.

**Parts You Need Where and When You Need Them**

Our partnership with Love's Truck Care & Speedco adds 400+ additional locations for quick, conveniently located access to light mechanical and select warranty work.\*

International®  
Dealer Locations

700

Love's Truck Care  
& Speedco Locations

400

Total Service  
Locations

1,100



\*Warranty-covered parts must be a certified International installed part for International Truck dealer service locations to honor warranty. Love's and Speedco locations in Texas and Louisiana cannot perform warranty services.



Find out more at  
international.com

2701 Navistar Drive  
Lisle, IL 60532 USA



Note: The information and conclusions contained herein are believed to be correct at time of publication, but do not necessarily apply to similar vehicles with different specifications or with production dates after the production of this publication. Vehicles with different specifications or later dates of production may yield different results. Vehicle specifications are subject to change without notice. TAD16013 09/2024 ©2024 International Motors, LLC. All rights reserved. All marks are trademarks of their respective owners.

